



# WOODKEEPER

## Easy Clean 2K PU Clear Gloss (789991)

Product Description: WoodKeeper Easy Clean 2K PU Gloss is a clear transparent 2 pack PU which can be used as a topcoat for interior wood.

USP: Superb finish with excellent touch and feel effect. The product has excellent gloss level, much higher than melamine. Its resistance against stains is second to none.

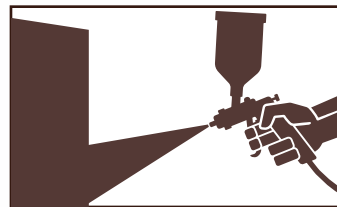
### Application Procedure

Mixing – After base coat application is complete, the substrate is ready for topcoat application. Apply the gloss topcoat. Gloss base should be mixed with its hardener in the ratio of 9:1. Then add 25% WoodKeeper Easy Clean 2K PU thinner T31900. Stir it and allow the mixture to mature for 2-3 minutes.

Application and intermediate sanding followed by 2<sup>nd</sup> coat of Gloss - Apply WoodKeeper Easy Clean 2K PU gloss mixture by spraying.

Allow the 1<sup>st</sup> coat to dry and then sand it off using Water Paper No. 600 followed by 2<sup>nd</sup> gloss coat application.

NB - • Spray Gun pressure - 45-55 psi • Distance from the substrate - 7"-10"



### Technical Data

In-can appearance	Water like clarity, completely see-through till the bottom of the container												
Viscosity through S Ford Cup B4 in seconds	50 (±5) s												
Coverage	60 sq ft per litre per coat												
Drying time	<table border="1"> <tr> <td>Surface</td> <td>Dry</td> <td>10-15</td> <td>mins</td> </tr> <tr> <td>Tack</td> <td>Free</td> <td>1.5</td> <td>hrs</td> </tr> <tr> <td>Hard Dry</td> <td>Overnight</td> <td>2</td> <td></td> </tr> </table>	Surface	Dry	10-15	mins	Tack	Free	1.5	hrs	Hard Dry	Overnight	2	
Surface	Dry	10-15	mins										
Tack	Free	1.5	hrs										
Hard Dry	Overnight	2											

### Product information

1 Storage	Store in a cool place	2 Health and safety precautions	Avoid contact with eyes Use mask during application as the product is solvent-based
-----------	-----------------------	---------------------------------	--

### BERGER PAINTS INDIA LIMITED

Berger House, 129 Park Street, Kolkata 700 017  
 CONSUMER RELATIONS MANAGER Ph: 1800-103-6030  
 Fax: 91-33-2249-9729/9009

Email: [consumerfeedback@bergerindia.com](mailto:consumerfeedback@bergerindia.com) | [www.bergerpaints.com](http://www.bergerpaints.com)

# WOODKEEPER

## Easy Clean 2K PU



### Product Description :

WoodKeeper Easy Clean 2K PU is available in Clear variety only. It is an economic range of PU; it is also an upgrade of Melamine with all the decisive parameters being far better compared to Melamine. Clear variants of WoodKeeper Easy Clean PU includes : Sealer, Matt and Gloss.

### USP :

WoodKeeper Easy Clean 2K PU has low smell, zero eye irritation, excellent stain resistance and hot water resistance.

It gives supreme finish in terms of gloss and richness of matt.

### Products available :

• Sealer (787) • Matt (788) • Gloss (789)



## WOODKEEPER Easy Clean 2K PU Clear Sealer (787991)

Product Description : This is a 2 pack transparent sealing agent for interior wood.

USP : WoodKeeper Easy Clean 2K PU Sealer is one of the best quality interior 2 Pack PU Sealer available in the market with excellent grain filling capability and sandability. The product has almost zero eye watering fumes, has low smell and zero formaldehyde.

### Application Procedure

Sanding – Sand the wooden substrate with Water Paper No. 120 followed by Water Paper No. 150.

Surface preparation :

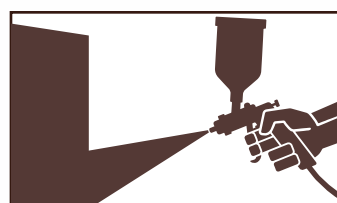


- Sand the wooden substrate with Water Paper No. 120 followed by Water Paper No.150.

Application of WoodKeeper Fill-O-Dent – Check whether any dent or hole is there in the wooden substrate. If it is there then apply WoodKeeper Fill-O-Dent with small putty knife. Allow it to dry for 1.5-2 hrs, sand it off with Water Paper No.180.

Mixing – Mix WoodKeeper Easy Clean 2K PU Sealer Base and Hardener in the ratio of 9:1. Then add 25% T31900 thinner and stir it properly. Let the mixture mature for 2-3 minutes.

Application and Intermediate sanding followed by 2<sup>nd</sup> coat application – Apply the 1<sup>st</sup> coat of sealer mixture with spray gun. Sand it with Water Paper No. 220 and follow it up by application of 2<sup>nd</sup> coat of sealer mixture. Let it dry, then sand it either with Water Paper No. 320 if matt, topcoat to be used, or sand with Water Paper No. 400 if gloss topcoat is to be given.

Substrate ready – When the base coat application is complete, the substrate is ready for topcoat application.



### Technical Data

In-can appearance	Very good clarity												
Viscosity through S Ford Cup B4 in seconds	50 (±5) s												
Coverage	60 sq ft per litre per coat												
Drying time	<table border="0"> <tr> <td>Surface</td> <td>Dry</td> <td>10-15</td> <td>mins</td> </tr> <tr> <td>Tack</td> <td>Free</td> <td>-</td> <td>35-40 mins</td> </tr> <tr> <td colspan="4">Sanding Dry - 4-5 hrs</td> </tr> </table>	Surface	Dry	10-15	mins	Tack	Free	-	35-40 mins	Sanding Dry - 4-5 hrs			
Surface	Dry	10-15	mins										
Tack	Free	-	35-40 mins										
Sanding Dry - 4-5 hrs													

NB : • Spray Gun pressure - 45-55 psi • Distance from the substrate - 7"-10"



## WOODKEEPER Easy Clean 2K PU Clear Matt ( 788991)

Product Description: WoodKeeper Easy Clean 2K PU Matt is a clear transparent 2 pack PU which can be used as a topcoat for interior wood. Its micronized matting agent provides richness in matt finish and makes your woodwork look exquisite.

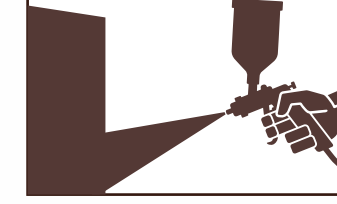

USP: The product exhibits richness in matt and provides excellent finish with superb touch and feel effect. It protects the interior woodwork from stains.

### Application Procedure

Mixing – After the base coat application is complete, the substrate is ready for topcoat application, apply matt topcoat. Matt base should be mixed with its hardener in the ratio of 9:1 and then add 25% WoodKeeper Easy Clean 2K PU thinner T31900. Stir it and allow the mixture to mature for 2-3 minutes.

Application and intermediate sanding followed by 2<sup>nd</sup> coat of matt – Apply WoodKeeper Easy Clean 2K PU Matt mixture by using a spray gun.

Allow the 1<sup>st</sup> coat to dry and then sand it off using Water Paper No. 400 followed by 2<sup>nd</sup> matt coat application.



### Technical Data

In-can appearance	Very good clarity												
Viscosity through S Ford Cup B4 in seconds	55 (±5) s												
Coverage	60 sq ft per litre per coat												
Drying time	<table border="0"> <tr> <td>Surface</td> <td>Dry</td> <td>10-15</td> <td>mins</td> </tr> <tr> <td>Tack</td> <td>Free</td> <td>-</td> <td>1.5 - 2 hrs</td> </tr> <tr> <td colspan="4">Hard Dry – Overnight</td> </tr> </table>	Surface	Dry	10-15	mins	Tack	Free	-	1.5 - 2 hrs	Hard Dry – Overnight			
Surface	Dry	10-15	mins										
Tack	Free	-	1.5 - 2 hrs										
Hard Dry – Overnight													

NB : • Spray Gun pressure - 45-55 psi • Distance from the substrate - 7"-10"