

LUXOL 2K PU TOP COATS



FOR PROFESSIONAL USE ONLY

Description:

Quick drying, Two-pack, Lead - Chrome-free 2 Pack Acrylic PU Top coats for BUS BODY, CHASSIS, etc. Developed for new work and repairs. It is easy to apply and offers excellent Gloss, Aesthetic and Durability

Product and Additives:

2K Acrylic PU Top Coats.
2K PU Top Coat Hardener
Plus Reducer/Thinner – Fast Thinner up to 25 deg C,
Slow Thinner above 25 deg C

Basic Raw Materials:

Base paint: Acrylic PU resins
Hardener: Aliphatic Isocyanide resins

Colour : As per shade card **Finish:** Hi Gloss (85-90 at 60 deg gloss head.)

Suitable Substrates:

- ✓ Aluminium surfaces
- ✓ Mild Steel surfaces
- ✓ Zinc-coated Galvanised surfaces
- ✓ FRP laminates

Surface Preparation:

Aluminium Surface & Galvanised steel surface: Degrease and Dry sand with P220-P300. Then clean with solvent. Aluminium and galvanised steel must be etch primed before applying.

Bare Mild Steel: Degrease and Dry sand with P220-P300. Then clean with solvent.

FRP : Degrease and Dry sand with P220-P300. Then clean with solvent

Application Process:

Apply 2-3 single coats, allowing a flash –off time of 5 -10 minutes between coats. For better finish final merging coat is always recommended.












Dry Film Thickness:

Recommended D.F.T - 40- 60 micron. D.F.T Build per coat- 15 micron

LUXOL 2K PU TOP COATS

Technical Data Sheet
2K PU Top coats



PROCESS	
CLEANING 	CLEANING WITH BERGER GP THINNER
DRY SANDING 	DRY SANDING WITH EMERY P220-P320
WET SANDING 	WET SANDING WITH EMERY P600
MIXING RATIO 	BASE : HARDENER : THINNER :: 5 :1 : 50 % VOLUME BY VOLUME
MIXING 	MIXING OF BASE , HARDENER & THINNER WITH MIXING ROD
APPL VISC 	APPLICATION VISCOSITY – 16-19 SECONDS B4FC AT 30 DEG C
GUN P 	GUN PRESSURE : 3-5 BAR (CONVENTIONAL) 2 BAR (HVLP)
FLASH OFF 	APPLY 2-3 COATS, ALLOWING A FLASH OFF TIME OF 5 TO 10 MINUTES BETWEEN COATS
DRYING TIME 	Air Drying At 30 Deg C Dust Free: 20 Mins Tack Free : 45 Mins Hard Dry : 8 Hours Baking Temp: 70 -80 Deg C EMT / 30 Mins
POT LIFE 	MINIMUM 4 HOURS
RECOAT/DESIGN	Luxol 2K PU Topcoat can be recoated with Luxol 2K PU Topcoat system.
TESTING 	All Testing must be done after 72 -96 Hours of Maturation

Material usage:

Taking into account a transfer efficiency of 100%, the theoretical material usage (Coverage) for 40 micron D.F.T is m^2/l ready to spray mixture thinned paint .

Note: The practical material usage depends on many factors i.e. shape of the object, temperature, roughness of the surface, application method and application circumstances.

Cleanliness of the Equipment:

With Luxol 2K PU Thinner.

Shelf life:

Luxol 2K PU Top Coat - 1 year
Hardener for Luxol 2K PU Topcoat – 1year

Packaging:

4 lts/1lt pack

HEALTH & SAFETY DATA concerning Luxol 2K PU Topcoat and Hardener: For professional use only.(See Material Safety Data Sheet).